



WOODS BATWING™ BW2400X ROTARY CUTTERS

20-FOOT EXTREME DUTY
FOLDING-WING ROTARY CUTTER



BW2400X shown with chain shielding.



PERFORMANCE GUIDE

Ideal for grassy fields, pastures, waterways, cornstalk shredding and brush up to 4-inches in diameter.



Introducing the Batwing™ BW2400 folding wing cutter—a brand new, extreme-duty cutter from Woods.

The Woods BW2400X extreme-duty, 20-foot rotary cutter—versatile, rugged, and built to handle a host of applications. A solid performer, this triple-spindle, double-deck cutter meets the challenges of grassy fields, pastures, waterways, cornstalk shredding and brush up to 4-inches in diameter.

With a 12.5-inch side frame depth increasing its capacity for cut material, the BW2400X earns the distinction of possessing the deepest deck in the industry. With its unique double-deck design, this cutter maintains a cut capacity far beyond the competition while protecting the top deck from being dented and resulting in diminished performance—placing the BW2400X in an exclusive class by itself.

Sporting several of the same features found in the Woods Batwing family of cutters, a **10-year deck rust-through warranty** and **8-year gearbox warranty** prove once again why users look to Woods as the attachment experts.

FEATURES

- Smooth, sloped top double-deck sheds water and debris
- 12.5-inch side frame depth
- Unique wing shape to trim closer to objects
- Bolt-on skid shoes with "approachable" leading edge
- Internal baffling in each deck for even distribution of material
- Greaseable pivot points on turnbuckle and axle arms
- Full length, 1-inch wing hinge pin
- 10-Year Deck Rust-Through Warranty; 2 layers of 10-gauge deck plating
- 8-Year Gearbox Warranty (Limited)
- Full length replaceable "bolt-on" skid shoes
- Woods Exclusive quick-change blade pins
- Operator's manual container
- Springs on each wheel arm
- Walking tandem axle available
- Blade deck rings available
- Stalk shredder kit available
- Pintel ring hitch available
- Meets AWS® Certification welding standards

WOODS

The Attachment Experts.™

WOODS® BATWING BW2400X ROTARY CUTTERS

Specifications

Capacity		Blades	
Cutting Swath, in.	240	Thickness, in.	1/2
Cutting Height, in.	2 to 15	Width, in.	4
Cutting Capacity (dia.) in.	4	Type	Hi-lift, Flat, or Shredder Kit
Side Frame Depth, in.	12.5	Overlap, in.	6
Tractor Compatibility		Blade Tip Speed, ft./min.	
Tractor PTO HP Range	75 to 250	540 RPM wing/center	15,437/15,674
Tractor PTO (RPM)	540 or 1000	1000 RPM wing/center	16,915/16,659
Static Vert Drawbar Load lb.	2700 w/chains	Material Flow System	Standard Baffles
Hitch	Pull Type, Self Level Clevis	Stump Jumper/Type	Standard/Round Welded
Dimensions		Hydraulics	
Transport Width, in.	123	Wing Flex, degrees	90 up, 22 down
Overall Width/Length, in.	250/198	Wheels Type	
Deck Type	Smooth, Sloped Double-Deck	Option 1	Laminated
Deck Thickness	0.135/0.135 Upper/Lower	Option 2	24" Aircraft
Side Frame Thickness, in.	0.25	Option 3	24" Foam Filled Aircraft
Hinges	Continuous	Option 4	29" Aircraft
Approx. Weight, lb.	7740 lbs. w/chains	Option 5	Wheels Less Tires
Drivelines		Spring Suspension	Standard
Main	Cat. 6 CV or Cat 5 Hvy 3 joint	Tandem Walking Beam	Optional
Connecting	Cat. 5 Telescoping Profile	Wing Leveling Adjustment	Easy Adjust Turnbuckle
Gearcases		Shielding	
Number	4	Front/Rear	Rubber Belting or Chain
Vertical Shaft Size, in.	2.38	Gearbox Warranty	8 years
Splitter HP/Spindle HP	250/205	Deck Rust-Through Warranty	10 years

"Bolt-on" skid shoes with "approachable" leading edge



Replaceable and reduces sod damage when turning.

Smooth, sloped top, fully welded doubledeck




Sheds water and debris to prevent rust and corrosion.

Exclusive "quick-change" blade system



Woods' exclusive "quick-change" blade system allows for easy changing of blades.

Greasable pivot points



Located on turnbuckle and axle arms increase durability and reduce wear.

WOODS

The Attachment Experts.™

Woods Equipment Company 2606 South Illinois Route 2, PO Box 1000, Oregon, Illinois 61061 tel 800-319-6637 www.WoodsEquipment.com

WARNING! Some images in this brochure may show safety shields removed to provide a better view. Equipment should never be operated without required safety equipment. Always operate machines in accordance with supplied operator's manuals. Some machines in this brochure may be shown with optional equipment. Specifications subject to change without notice. Woods, the Woods logo, Batwing, "The Attachment Experts.", and WoodsCare are trademarks of Woods Equipment Company. All other trademarks, trade names, or service marks not owned by Woods Equipment Company that appear in this brochure are the property of their respective companies or mark holders.

© 2008 Woods Equipment Company. All rights reserved. B-07081